

LIGHT  
ENDLESS

**murano** BY LIGHT4 **luce**

LIGHT IS AN ENDLESS SOURCE OF INSPIRATION AND A REFLECTION OF THE INNER SELF

2010

SOURCE  
INSPIR  
AND A



angel 4 candy 14 double 20 mistral 24 pashà 30 star 34

indiceindex

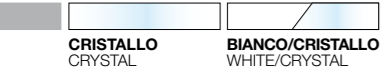
# angel

Diffusore in vetro soffiato bianco lucido o cristallo trasparente con morisa in cristallo lavorata a mano applicata a caldo. Montatura cromata.

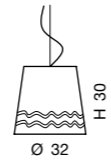
Blown glass diffuser with crystal "morisa" decoration shaped by hand and heat-worked available in shiny white or clear crystal shades. Mounting chromed.








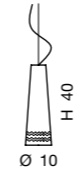
ANGEL SO 35




1 x max 150W E27  
1 x max 23W E27



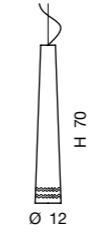
ANGEL SO 40




1 x max 100W E27  
1 x max 15W E27



ANGEL SO 70

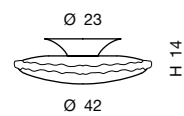


1 x max 150W E27  
1 x max 20W E27





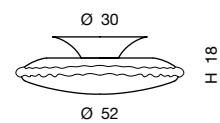
ANGEL PL 40



2 x max 60W E27  
2 x max 15W E27

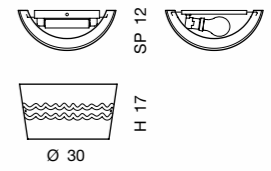


ANGEL PL 50




2 x max 75W E27  
2 x max 20W E27





- 1 x max 150W R7s 114 mm 
- 1 x max 100W E27 
- 1 x max 15W E27  





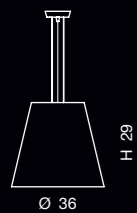
# candy



Diffusore in vetro soffiato bianco/bianco con montatura bianco opaco. Nero/foglia oro o nero/foglia argento con montatura nero opaco.

Blown glass diffuser white/white with mat-white mounting. Black/gold leaf or black/silver leaf with mat-black mounting.

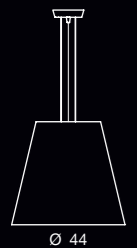




## CANDY SO 35

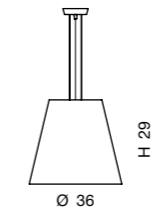


1 x max 150W E27   
1 x max 23W E27  ENERGY SAVING

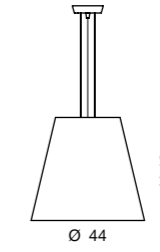
## CANDY SO 45



3 x max 100W E27   
3 x max 23W E27  ENERGY SAVING



1 x max 150W E27  
1 x max 23W E27

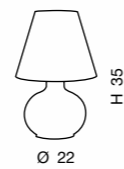





3 x max 100W E27  
3 x max 23W E27



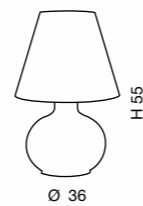





CANDY L.E. TA 35



1 x max 100W E14   
1 x max 11W E14  

CANDY L.E. TA 55



1 x max 150W E27   
1 x max 23W E27  



/DOUBLE

2021

# double



Vetro soffiato cristallo trasparente  
con diffusore interno in vetro bianco o  
ambra. Montatura nickel satinato.

Clear crystal blown glass with inside  
white or amber glass diffuser. Mounting:  
polished nickel.

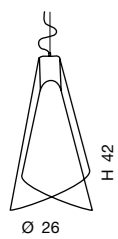
/DOUBLE

2223

CRISTALLO/BIANCO  
CRYSTAL/WHITE

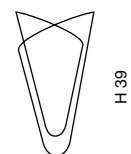
CRISTALLO/AMBRA  
CRYSTAL/AMBER

DOUBLE SO



1 x max 100W E27 

DOUBLE AP



L 26 - SP 12

1 x max 100W E27 



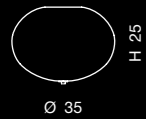
# mistral

Diffusore in vetro soffiato  
bianco acidato.  
Montatura bianco opaco.

Trosted white blown glass  
diffuser. Mounting: mat-white.



## MISTRAL AP/PL 35




1 x max 150W E27  
1 x max 23W E27



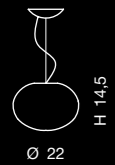
## MISTRAL AP/PL 45



1 x max 250W E27  
1 x max 30W E27



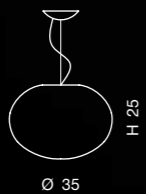
## MISTRAL SO 20



1 x max 100W E14  
1 x max 11W E14



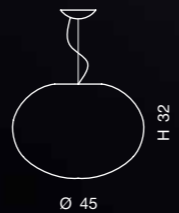
## MISTRAL SO 35



1 x max 150W E27  
1 x max 23W E27




## MISTRAL SO 45



1 x max 250W E27  
1 x max 30W E27

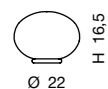




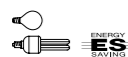
/MISTRAL

BIANCO  
WHITE

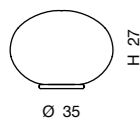
MISTRAL CO



1 x max 60W E14  
1 x max 11W E14



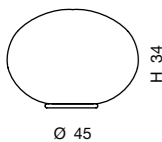
MISTRAL TA 35



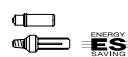
1 x max 100W E27  
1 x max 23W E27



MISTRAL TA 45



1 x max 150W E27  
1 x max 30W E27



# pashà

Diffusore in vetro soffiato bianco lucido o  
"balloton" specchiato.  
Montatura cromo lucido.

Shiny white or mirror finish  
"balloton style".  
Mounting shiny chrome.



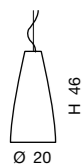
/PASHÀ

3233

BIANCO  
WHITE

SPECCHIO  
MIRROR FINISH

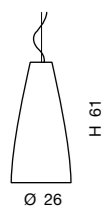
PASHÀ SO 45




1 x max 150W E27  
1 x max 23W E27



PASHÀ SO 60



1 x max 150W E27  
1 x max 23W E27





# star

Diffusore in vetro soffiato satinato bianco, cornice in wengé, in acciaio e in vetro nei colori: cristallo satinato, arancio, rosso, verde, fuxia, nero, foglia oro, foglia argento e foglia rame.  
Montatura laccata bianco.

White satin-finish blown glass diffuser; squared blackplate in wengé, steel and glass in the following colours: satin-finish crystal, orange, red, green, fuxia, black, gold leaf, silver leaf and copper leaf.  
Mounting: white enamelled finish.

## STAR 52x52



2 x max 75W E27  
2 x max 20W E27



**muranoluce by**  
**LIGHT4**

LIGHT4 srl via noalese, 60 | 31055 quinto di treviso (tv) | italia  
t. +39 0422 378122 | t. +39 0422 475009 | f +39 0422 370409  
www.muranoluce.net | info@muranoluce.net | www.light4.it | info@light4.it